

Pupil Progress for Academic Year 2019/20

Note: Due to school partial closure from March 2020 due to coronavirus Bsquared assessments are not complete for the Spring and Summer Term. Annual reviews meetings where Education Health Care Plan outcomes are discussed, graded and new outcomes set were still able to take place. All pupils were assessed on their Spring PLP outcomes taken from these and also Summer outcomes were set for pupils and shared with parents to support learning from home. Therefore these offer a more accurate form of assessing pupil progress. Newfield also continues to move towards a more personalised learning and curriculum for pupils where EHCP outcomes will form the core focus for learners

ASDAN data is currently unavailable for this academic year due to assessments being postponed

End of Key Stage Outcomes Achieved by Key Stage

The long term outcomes of each pupil at the end of Key Stage have been reviewed.

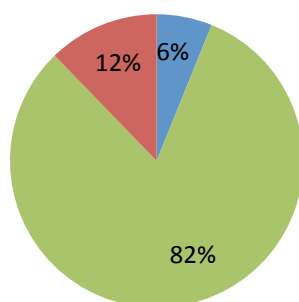
The charts below indicate the percentage of the outcomes that have been achieved, exceeded or not achieved. This is based on a collective assessment of the attendees at the Annual Review meeting. During the meeting a judgement is made about to what extent the outcome is achieved based on the table shown below:

2a. Outcomes for current Key Stage. Progress towards the Outcome, has the Outcome been achieved?	
Yes, much better than the expected outcome	1
Yes, a little better than the expected outcome	2
Yes, expected outcome achieved	3
Still working towards the expected outcome – excellent progress	4
Still working towards the expected outcome – good progress	5
Still working towards the expected outcome – a little progress	6
Maintenance of Level	7
Level Not Maintained	8

For the purposes of this analysis an outcome was considered as 'better than expected progress' if it was graded 1or2, 'expected progress' if it was graded 3-5 and 'less than expected progress' if it was graded 6-8. The expectation to this is where a pupil is experiencing a regressive condition, in which case 'maintenance of level' is considered to be 'expected progress'.

All pupil EHCP outcomes

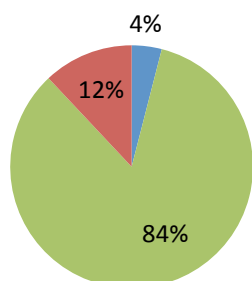
■ Better than expected ■ Expected ■ Less than expected



Note: Overall 88% of pupils across both SEND and School for Autism were judged as making expected or better than expected progress towards their EHCP outcomes. 12% pupils were judged as making less than expected progress.

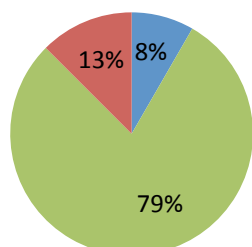
Non-pupil premium EHCP outcomes 2019/20

■ Better than expected ■ Expected ■ Less than expected



Pupil premium EHCP outcomes 2019/20

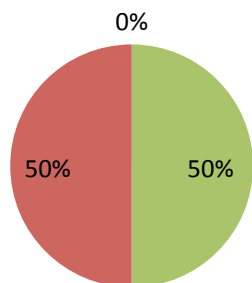
■ Better than expected ■ Expected ■ Less than expected



Note: 87% of pupils receiving pupil premium were judged as making expected or better than expected progress compared to 88% of pupils not receiving pupil premium

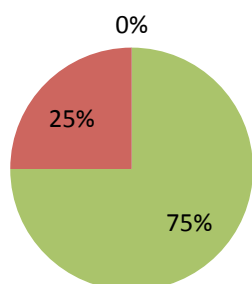
End of Foundation Stage EHCP outcomes for pupil premium

■ Better than expected ■ Expected ■ Less than expected



End of Foundation Stage EHCP outcomes non-pupil premium

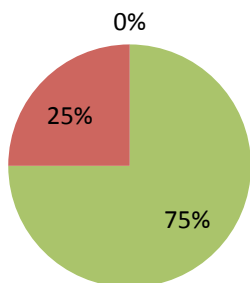
■ Better than expected ■ Expected ■ Less than expected



Note: Only 2 out of the 6 pupils at the end of Foundation Stage received pupil premium. EHCP outcomes for these pupils have all come from previous settings. There are large variations in both the number of outcomes set for individuals prior to attending Newfield and also the measurability of these outcomes

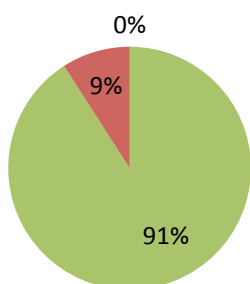
End of KS1 EHCP outcomes for pupil premium

■ Better than expected ■ Expected ■ Less than expected



End of KS1 EHCP outcomes non-pupil premium

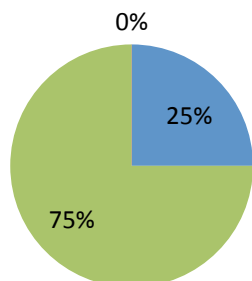
■ Better than expected ■ Expected ■ Less than expected



Note: Out of 15 learners at the end of Key Stage 1, 4 pupils received pupil premium. Of these, one pupil did not achieve expected progress. In total 13 out of 15 pupils made expected progress.

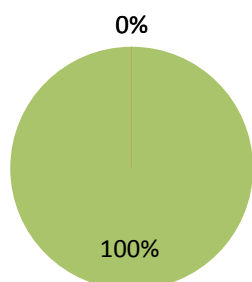
End of KS2 EHCP outcomes for pupil premium

■ Better than expected ■ Expected ■ Less than expected



End of KS2 EHCP outcomes non-pupil premium

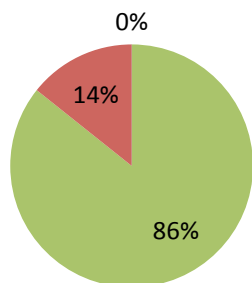
■ Better than expected ■ Expected ■ Less than expected



Note: All 10 pupils at the end of Key Stage 2 made expected or better than expected progress

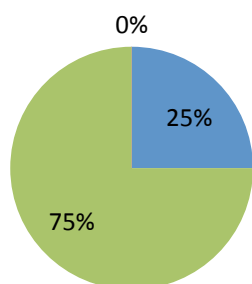
End of KS3 EHCP outcomes for pupil premium

■ Better than expected ■ Expected ■ Less than expected



End of KS3 EHCP outcomes non-pupil premium

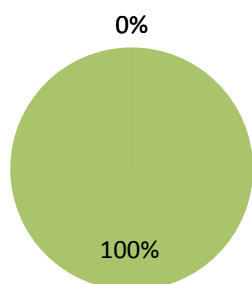
■ Better than expected ■ Expected ■ Less than expected



Note: Out of 11 pupils at the end of Key Stage 3, 10 pupils made expected or better than expected progress.

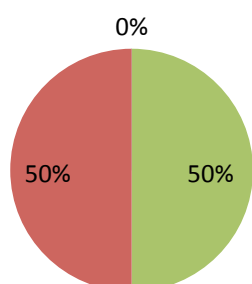
End of KS4 EHCP outcomes for pupil premium

■ Better than expected ■ Expected ■ Less than expected



End of KS4 EHCP outcomes non-pupil premium

■ Better than expected ■ Expected ■ Less than expected



At the end of their education at Newfield 4 out of the 5 learners made expected progress on their EHCP outcomes.

Analysis

In total 6 pupils at the end of key stage were assessed as making less than expected progress. At each key stage this ranged from 0-2 pupils. In some cases this may have been due to changes in individual learners needs including regression of skills. Future analysis is needed to ensure outcomes for this group of learners enables celebration for maintenance wherever possible.

Continual monitoring of EHCP progress through progress meetings both in the Autumn and Summer term along with intervention and additional meetings for those pupils currently not making expected progress following on from individual annual reviews should ensure all pupils are on track to achieve outcomes. SLT will continue to work closely with teachers to ensure consistency in regards to the quality, measurability and challenge of new outcomes.