

End of Key Stage Outcomes Achieved by Key Stage 2021 -2022

The long-term outcomes of each pupil at the end of Key Stage has been reviewed.

The charts below indicate the percentage of the outcomes that have been achieved, exceeded or not achieved. This is based on a collective assessment of the attendees at the Annual Review meeting. During the meeting a judgement is made about to what extent the outcome is achieved based on the table shown below:

2a. Outcomes for current Key Stage.	
Progress towards the Outcome, has the Outcome been achieved?	
Yes, much better than the expected outcome	1
Yes, a little better than the expected outcome	2
Yes, expected outcome achieved	3
Still working towards the expected outcome – excellent progress	4
Still working towards the expected outcome – good progress	5
Still working towards the expected outcome – a little progress	6
Maintenance of Level	7
Level Not Maintained	8

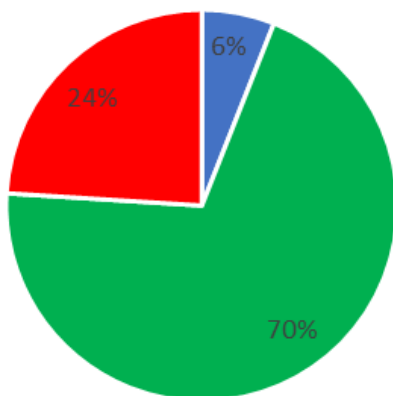
For the purposes of this analysis an outcome was considered as 'exceptional progress' if it was graded 1or2, 'expected progress' if it was graded 3-5 and 'below expected progress' if it was graded 6-8. The exception to this is where a pupil is experiencing a regressive condition, in which case 'maintenance of level' is considered to be 'expected progress'.



Newfield

Inspire | Support | Achieve | Together

End of Key Stage 1 - EHCP Outcomes



■ Exceptional ■ Expected ■ Below expected

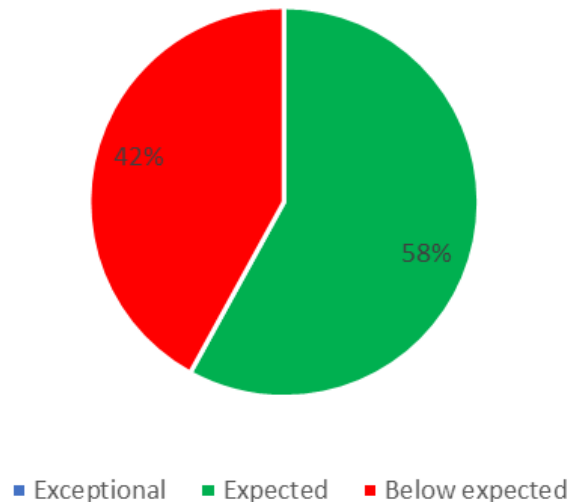
Comment: 10 pupils. Overall 76% outcomes were achieved or exceeded. This is an increase of 5% on last year. Analysis of the outcomes not achieved indicates that a range of circumstances were at play but largely the outcomes set at this early stage of a pupil's life were not realistic to achieve within the timescale, given the severity of the complex needs of the learners.



Newfield

Inspire | Support | Achieve | Together

End of Key Stage 2 - EHCP Outcomes



Comment: The end of Key Stage 2 cohort comprises of 7 children. 3 children were below expectation in terms of meeting the outcomes in their EHCP. Of those 2 experienced significant difficulty and vulnerability due to their health conditions. They were unable to attend school during the pandemic and both have continued to need a lot of time away from school due to health concerns. Both are now attending school more reliably so the outlook for future attainment is improved. The other learner has experienced some health issues but less significantly. Intervention and support will be targeted at promoting her attainment of her Key Stage 3 Outcome.

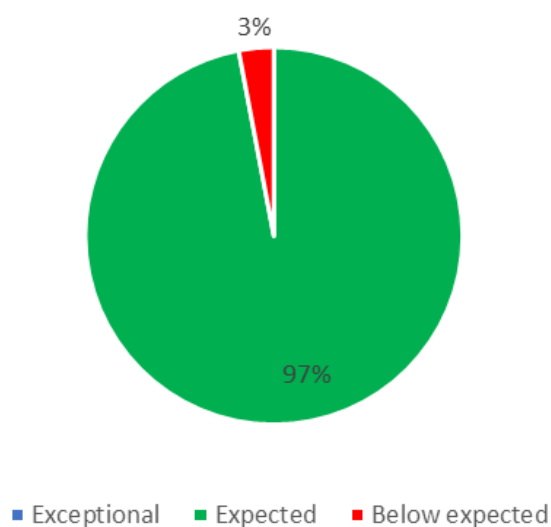
At the end of Key Stage 2 58% of all pupil outcomes were met this was a reduction of 15% on last year.



Newfield

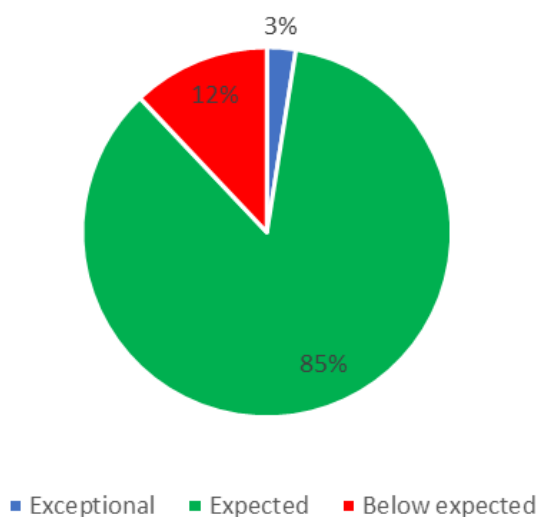
Inspire | Support | Achieve | Together

End of Key Stage 3 - EHCP Outcomes



Comment: 8 pupils made up the end of Key Stage 3 cohort. 97% of outcomes were met. This is an improvement of 22% on last year.

End of Key Stage 4 - EHCP Outcomes

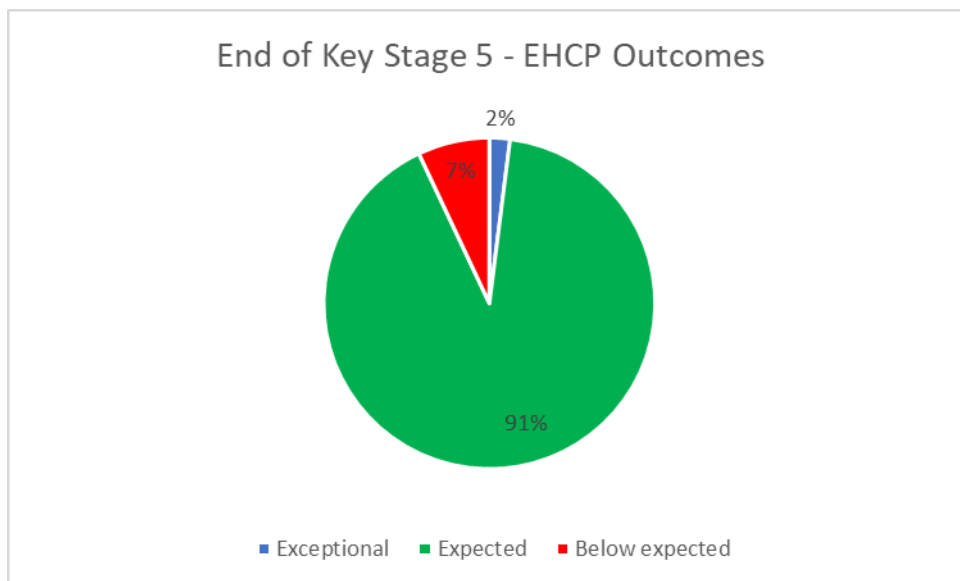


Comment: 11 pupils made up the End of Key Stage 4 cohort. 88% of outcomes were met or exceeded which is a slight decrease of 3% on last year



Newfield

Inspire | Support | Achieve | Together



At the end of Key Stage 5, and the end of their time at school 15 pupils had achieved and exceeded 85% of the outcomes in their EHCPs

Analysis

The pupils at the end of Key Stage make very good progress towards their EHCP outcomes on the whole. The success range being from 58-97%. There is an outlying anomaly at KS2 where the achievement pattern has been affected by the adverse circumstances of 3 learners; remedial action is being taken to support future attainment for these learners.

It is pleasing to note that the majority of pupils moving toward the end of their school career and leaving Newfield School have over 80% (End of Key Stage 4) and over 90% (End of Key Stage 5) of their outcomes being achieved.