



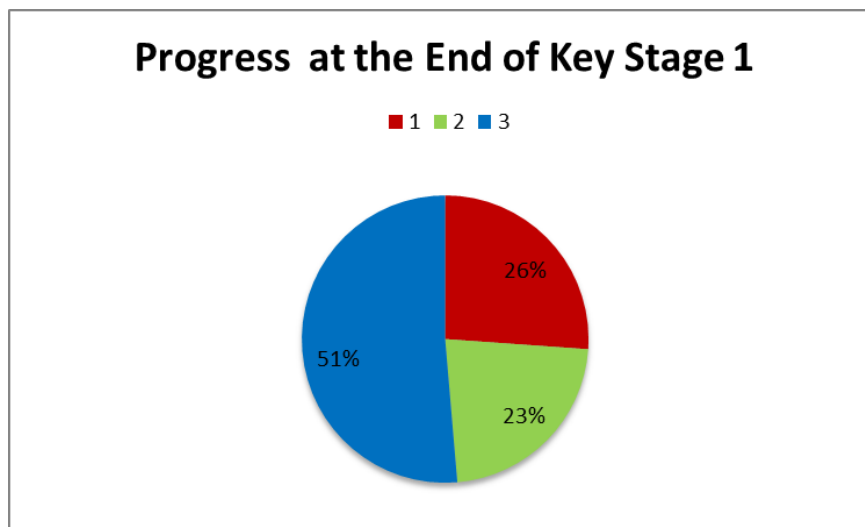
### **End of Key Stage Assessment Information – Maths and English**

The end of Key Stage assessment information for Maths and English is drawn from teacher assessment using BSquared. Pupil assessments are updated regularly and at the end of Key Stage the NWSCAP regional database is used to compare the performance of Newfield pupils with other pupils of a similar age and starting point across special schools regionally. The database is updated annually and 'expected progress' outcomes revised by NWSCAP member schools if they are considered not challenging enough.

#### **End of Key Stage 1**

At Year 2 all pupils were assessed as accessing learning in a non-subject specific way.

Less than expected progress	2 out of 7 pupils
Expected progress	1 out of 7 pupils
Exceptional progress	4 out of 7 pupils



Analysis of the information was undertaken of the pupils making 'less than expected' progress.

Both of the pupils are profoundly affected by their learning or medical needs. They have made some progress though not at the expected rate. However, both pupils have made expected progress towards their individual long term outcomes in their EHCP. They will continue to be monitored throughout Key Stage 2.

It was pleasing to note the percentage of pupils making exceptional progress at the end of this Key Stage and 71% of pupils were making expected and exceptional progress.

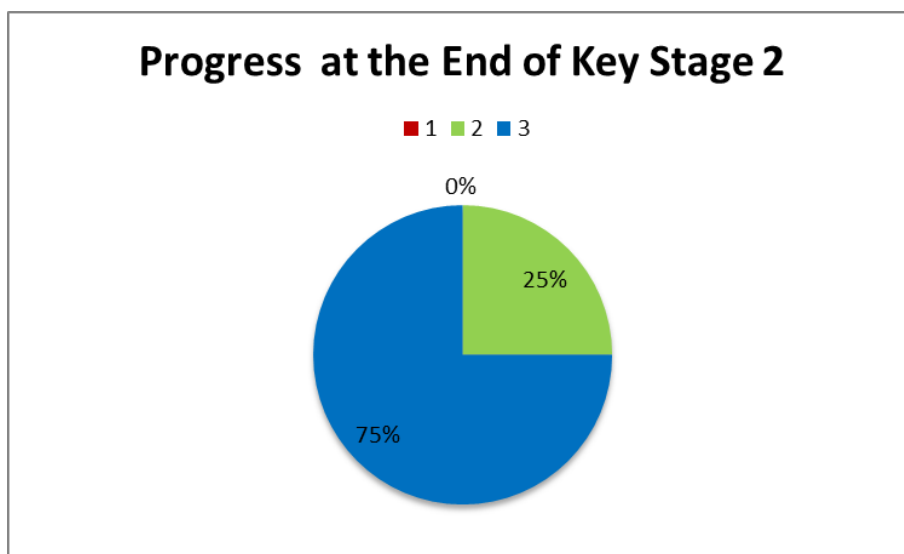


### End of Key Stage 2

At Year 6 there were 5 pupils in the cohort. 1 of them was accessing learning in a subject specific way.

#### **NSS Learners**

Less than expected progress	0 out of 4 pupils
Expected progress	1 out of 4 pupils
Exceptional progress	3 out of 4 pupils



#### **Subject Specific Learner**

Maths	Exceptional Progress
English	Exceptional Progress

100% of the learners at the end of Key Stage 2 have made expected and exceptional progress.

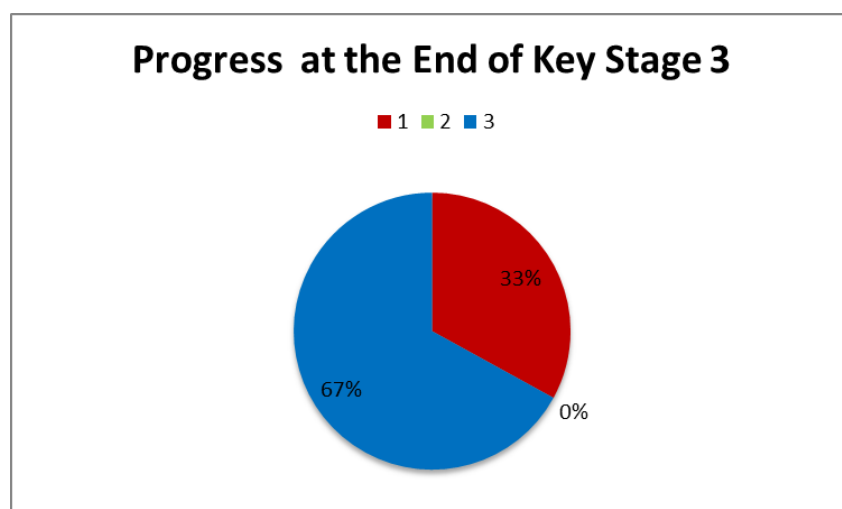


### End of Key Stage 3

At Year 9 there were 7 learners in total, 1 of whom was accessing learning in a subject specific way.

#### NSS Learners

Less than expected progress	2 out of 6 pupils
Expected progress	0 out of 6 pupils
Exceptional progress	4 out of 6 pupils



Blue	Exceptional Progress
Green	Expected Progress
Red	Less than expected progress

Analysis of the pupils making less than expected progress indicates that one of these pupils has achieved all of the long term outcomes in their EHCP which suggests that although they may not be demonstrating progress on the maths and English assessment they are making excellent progress in other areas.

The assessment of other pupil making 'less than expected' progress will be further analysed and intervention allocated accordingly.

It is pleasing to note that 67% of pupils are making exceptional progress by the end of Year 9.

#### Subject Specific Learner

Maths	Exceptional Progress
English	Expected Progress

Overall 71% of learners are making expected and exceptional progress at the end of Key Stage 3.

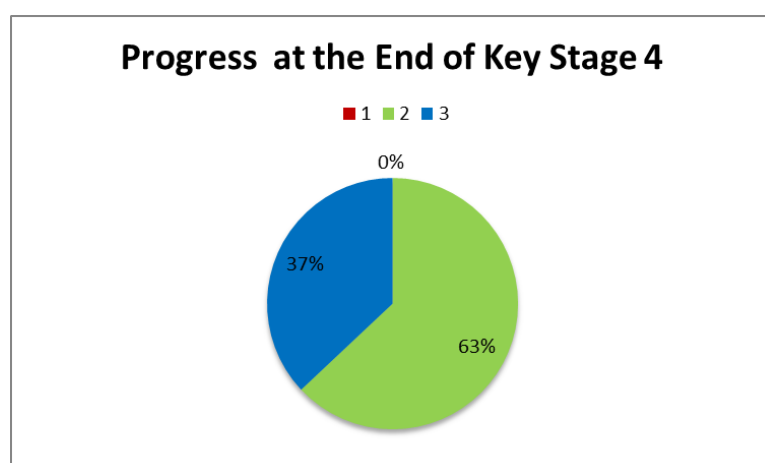


## End of Key Stage 4

There are 13 pupils at Year 11, 5 of these pupils are accessing learning in a subject specific way.

### NSS Learners

Less than expected progress	0 out of 8 pupils
Expected progress	5 out of 8 pupils
Exceptional progress	3 out of 8 pupils

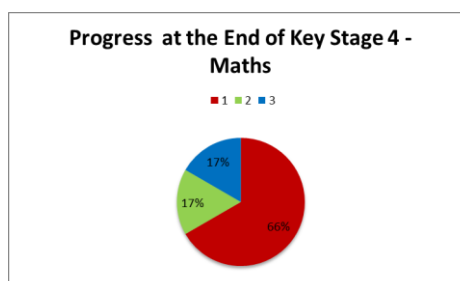
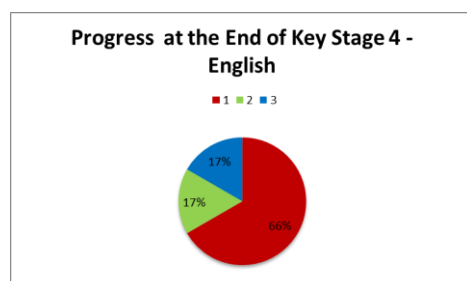


Blue	Exceptional Progress
Green	Expected Progress
Red	Less than expected progress

100% of pupils at Year 11 who are working at Non-Subject Specific stage made expected and exceptional progress

### Subject Specific Learners

	Less than expected progress	Expected progress	Exceptional progress
Maths	3 out of 5 pupils	1 out of 5 pupils	1 out of 5 pupils
English	3 out of 5 pupils	1 out of 5 pupils	1 out of 5 pupils



Blue	Exceptional Progress
Green	Expected Progress
Red	Less than expected progress

There is a marked difference between the pupils at subject specific and non-subject specific stages. On analysis of the assessment information this is due to a discrepancy or anomaly in the assessment data for 2 of those pupils when they entered the key stage. It is unclear why this has occurred but could be due to incorrect teacher assessment. This will be rectified by moderation and monitoring by SLT.

Overall, at the end of Key Stage 4 77% of pupils make expected and exceptional progress.



### **Summary**

End of Key Stage	Percentage of pupils making expected and exceptional progress
1	71%
2	100%
3	71%
4	77%

The areas for future development are:

- Intervention for individual at beginning of Y10
- On-going monitoring and moderation of teacher assessment
- Regular monitoring of SS learners at KS 4 to ensure expected rate of progress is being maintained.

### **Accreditation**

Year 11 – 13 pupils achieve the Transition Challenge with 10 gained 5 units, 2 gaining 4 units and 1 gaining 3 units. 1 pupil achieved an Entry Level 1 qualification in Functional Maths (EdExcel)

Year 14 – 10 students achieved diplomas in Personal Progress, 6 students achieved certificates in Personal Progress.