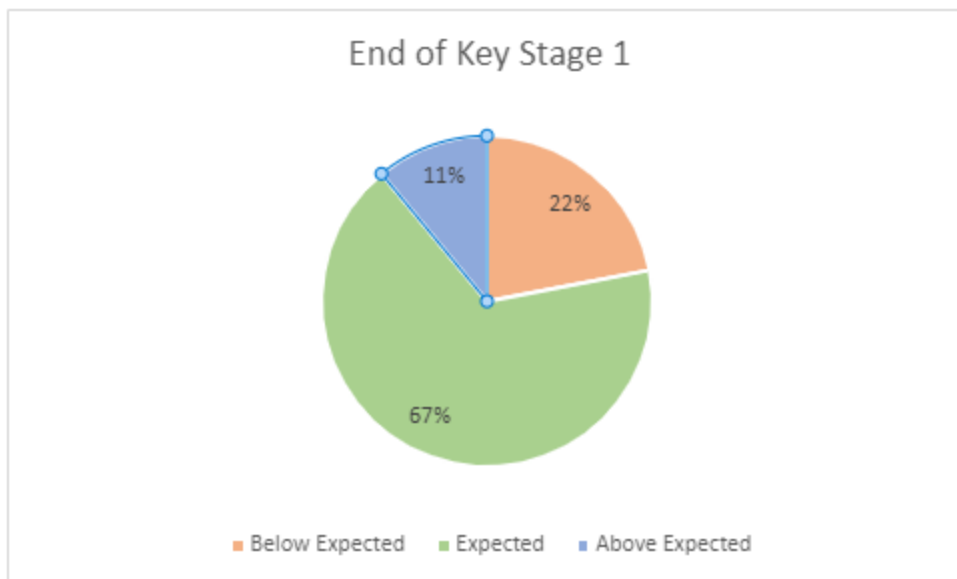


Learners at Newfield School are assessed twice a year on Bsquared for those following a pathfinder or semi-formal curriculum pathway. The Bsquared information for each learner at the end of Key Stage is compared to a benchmark drawn from a regional database of comparative schools. The starting point of the learner at the beginning of the Key Stage is compared to their end point at the end of key stage. The database used is collated by NWSCAP (North-West Specialist Curriculum Assessment and Pedagogy)

End of Key Stage Cohort Assessment Information - Pupil Progress in Maths and English

End of Key Stage 1

The End of Key Stage 1 cohort comprises of 9 pupils.



78% of learners at the end of KS1 made expected and better progress. Analysis indicates that two learners making below expected progress were experiencing significant challenges due to the severity of their health needs and profundity of their learning disability.

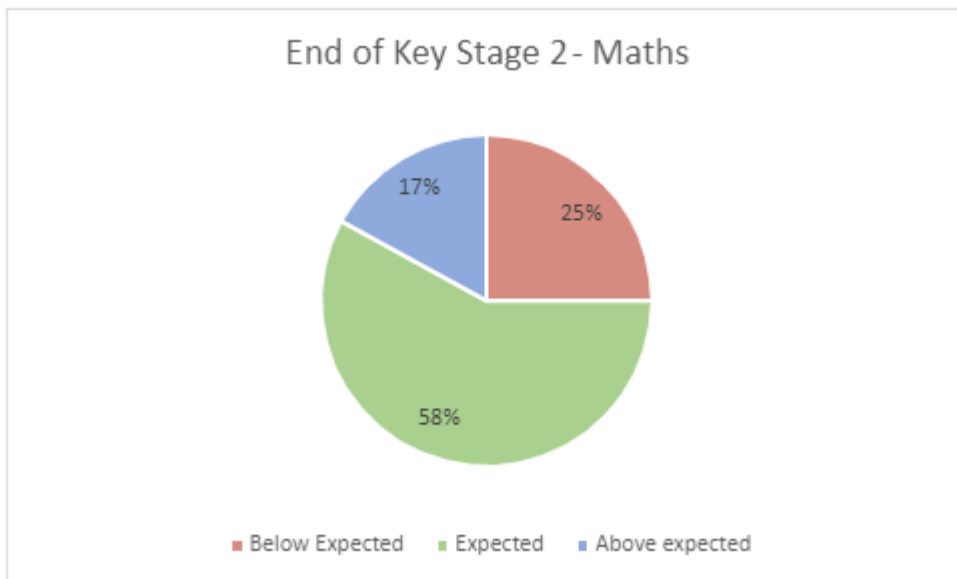
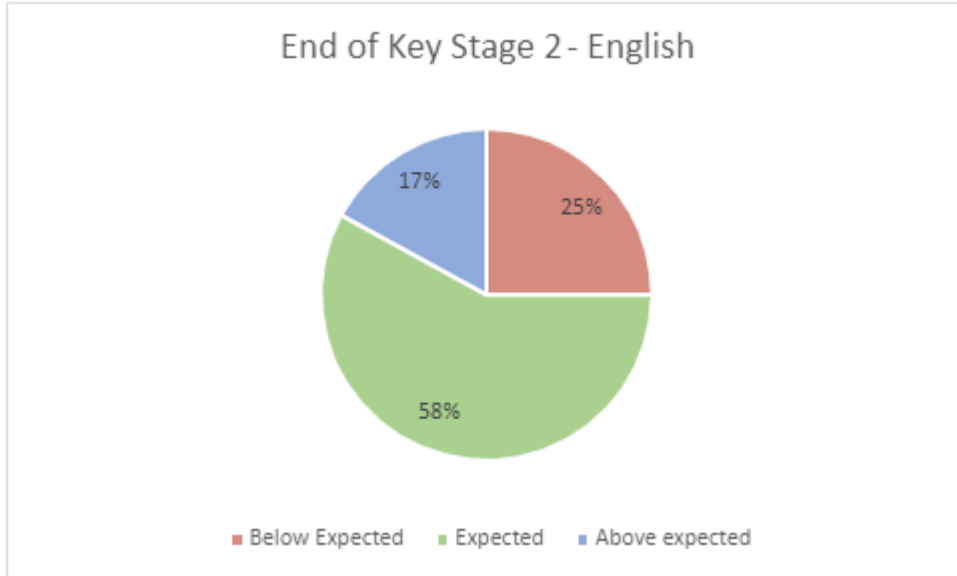
44% of the learners are in receipt of pupil premium and one of them (as detailed above) made less than expected progress in relation to a regional bench mark, however he made progress towards all of his EHCP outcomes and excellent progress towards 2 of them.

The pupils were all non-subject specific learners.



End of Key Stage 2

The end of Key Stage 2 cohort comprises 12 pupils



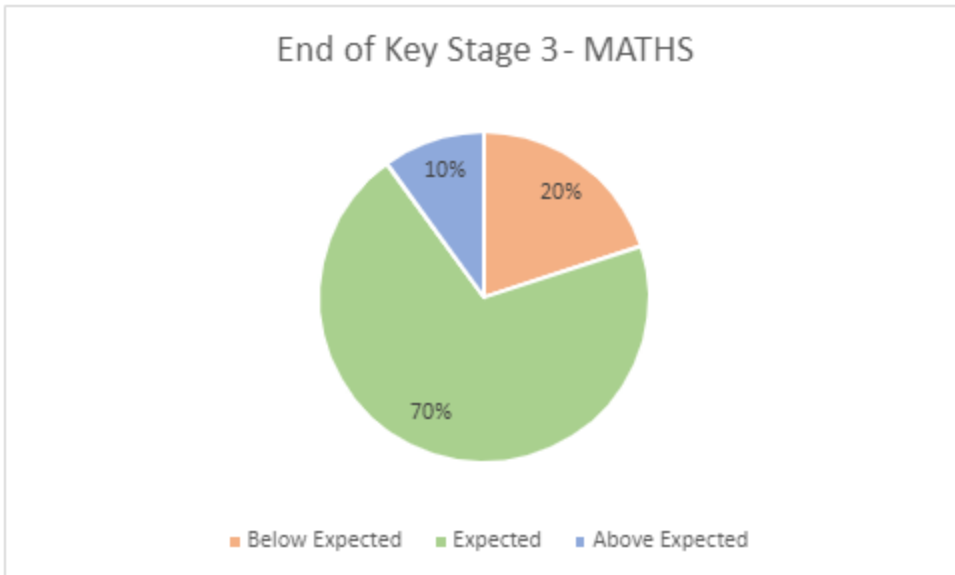
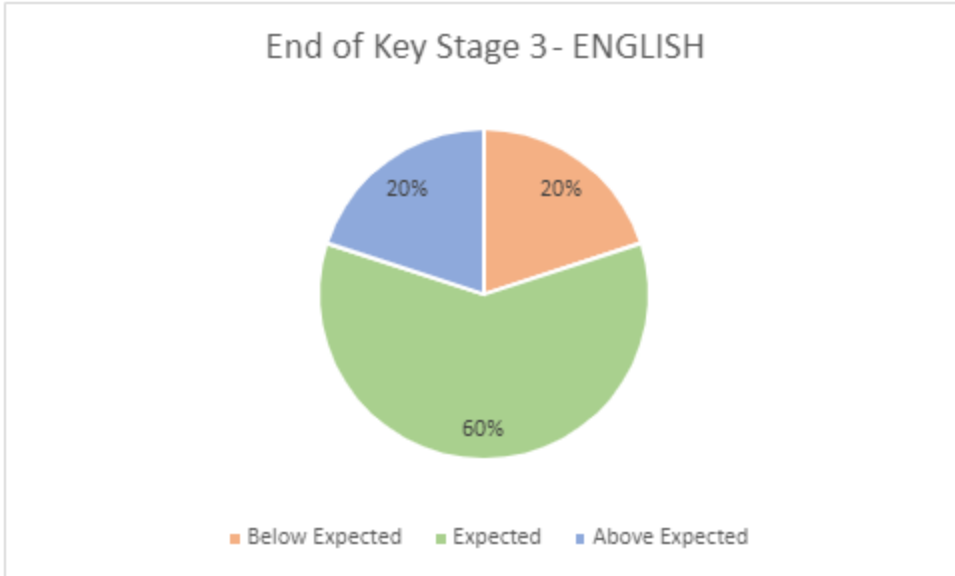
Due to a changeover in the assessment system software the data for this cohort at Year 2 was corrupted and was not able to be used. Instead the data from Year 3 has been used to provide an overview of progress.

Out of these 12 pupils 75% achieved expected or better in relation to their starting point over time. The 25% that did not (3 pupils) included a learner with a regressive condition and 2 that were experiencing a period of significant challenge and difficulty in their lives due to behavioural presentation



End of Key Stage 3

The End of Key Stage 3 cohort comprises of 10 pupils

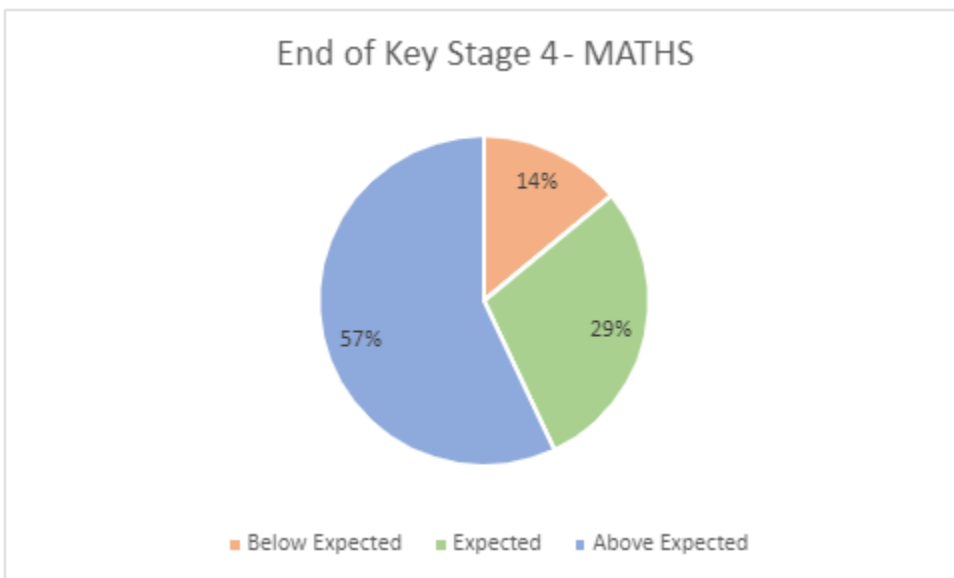
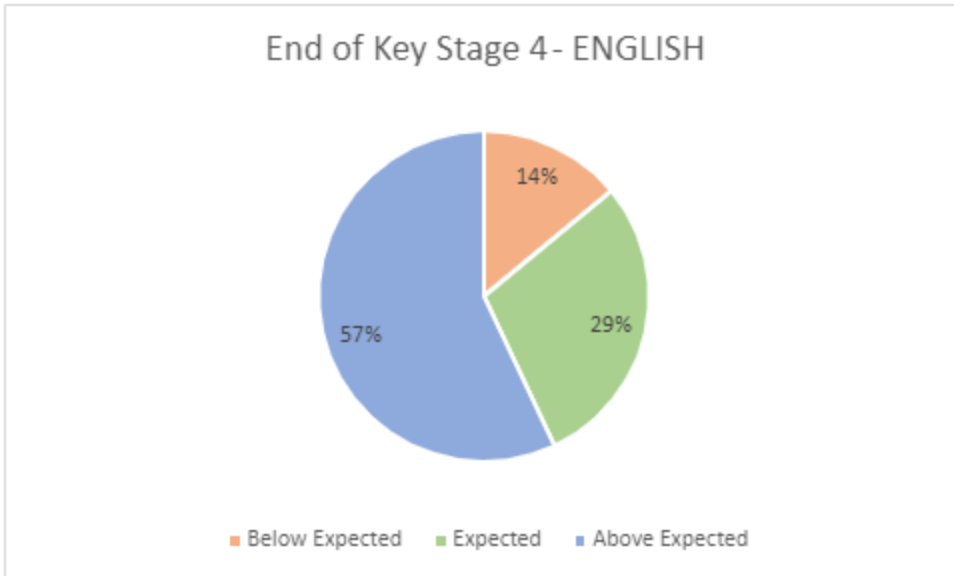


Pupils at the end of Key Stage 3 80% of pupils had made expected or better progress. One learner had made below expected progress in both English and Maths this was due to barriers presented by his ability to regulate his behaviour. He has moved to a class which will best support his needs in order to break down some of the barriers.



End of Key Stage 4

The end of Key Stage 4 cohort comprises of 7 pupils



Overall the majority of pupils (86%) achieved expected and better than expected progress. It is particularly pleasing to note the high proportion of learners who have made better than expected progress. One pupil made less than expected progress in maths and English this has been due to a protracted period of significant ill health and deterioration of a medical condition