

End of Key Stage Outcomes Achieved by Key Stage 2022 -23

The long-term outcomes of each pupil at the end of Key Stage has been reviewed.

The charts below indicate the percentage of the outcomes that have been achieved, exceeded or not achieved. This is based on a collective assessment by the attendees at the Annual Review meeting. During the meeting a judgement is made about to what extent the outcome is achieved based on the table shown below:

2a. Outcomes for current Key Stage.	
Progress towards the Outcome, has the Outcome been achieved?	
Yes, much better than the expected outcome	1
Yes, a little better than the expected outcome	2
Yes, expected outcome achieved	3
Still working towards the expected outcome – excellent progress	4
Still working towards the expected outcome – good progress	5
Still working towards the expected outcome – a little progress	6
Maintenance of Level	7
Level Not Maintained	8

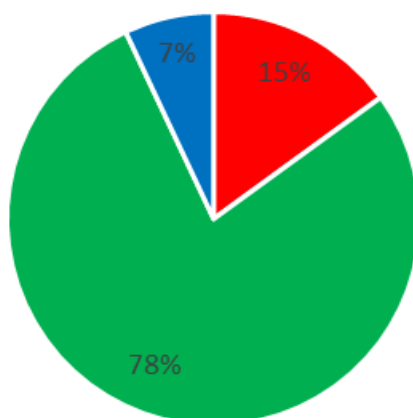
For the purposes of this analysis an outcome was considered as 'exceptional progress' if it was graded 1or2, 'expected progress' if it was graded 3-5 and 'below expected progress' if it was graded 6-8. The exception to this is where a pupil is experiencing a regressive condition, in which case 'maintenance of level' is considered to be 'expected progress'.



Newfield

Inspire | Support | Achieve | Together

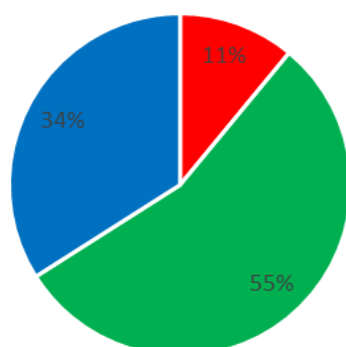
End of Key Stage 1 - EHCP Outcomes



■ Not met ■ Met ■ Exceeded

Comment: Overall 75% outcomes were achieved or exceeded. This is an increase of 9% on last year. Analysis of the outcomes not achieved indicates that a range of circumstances were at play but largely the outcomes set at this early stage of a pupil's life were not realistic to achieve within the timescale, given the severity of the complex needs of the learners. The new outcomes created for Key Stage 2 should be more realistic for the learners to achieve and increase the likelihood of their success in achieving them

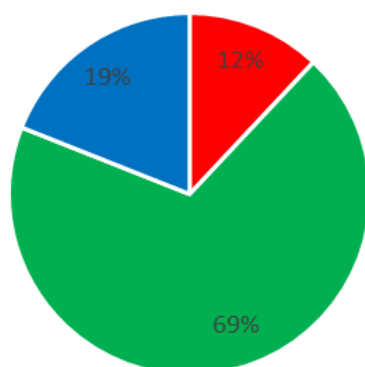
End of Key Stage 2 - EHCP Outcomes



■ Not met ■ Met ■ Exceeded

Comment: The end of Key Stage 2 cohort comprises of 17 children. 11% of outcomes were not met and this was accounted for on analysis by a pupil who is experiencing a regressive condition in terms of meeting the outcomes in their ECHP. It is pleasing to note that 89% of outcomes were met or exceeded which is an increase on 55% last year. There is also a greater percentage of pupils exceeding their outcomes. On analysis this is largely accounted for by children who have joined us from a mainstream setting and made rapid progress due to the difference in approach/environment.

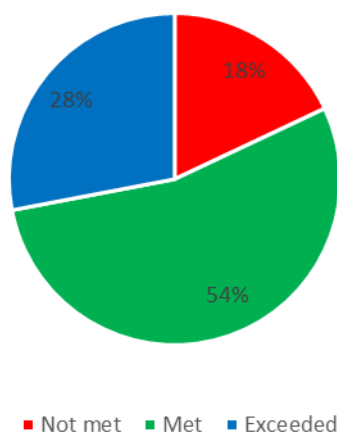
End of Key Stage 3 - EHCP Outcomes



■ Not met ■ Met ■ Exceeded

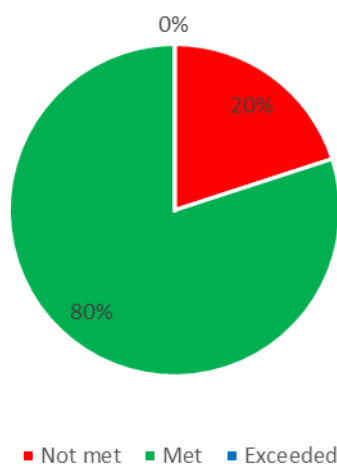
Comment: 16 pupils made up the end of Key Stage 3 cohort. 88% of outcomes were met. This is a slight reduction of 9% on last year, which was an exceptionally high year due to a small cohort of learners making excellent progress.

End of Key Stage 4 - EHCP Outcomes



Comment: 10 pupils made up the End of Key Stage 4 cohort. 82% of outcomes were met or exceeded which is a slight decrease of 6% on last year. However, almost a third of outcomes are exceeded in their expectation. The percentage of outcomes not met is was higher than the norm at this key stage. Analysis shows this is affected by a learner who has not been able to met the outcomes being unable to make progress due to health conditions.

End of Key Stage 5 - EHCP Outcomes



At the end of Key Stage 5, and the end of their time at school 8 pupils had achieved and exceeded 80% of the outcomes in their EHCPs. The figure of 20% not met is higher than we would expect at this key stage. The data has been affected by one student who was unable to make progress due to health conditions

Analysis

The pupils at the end of Key Stage make very good progress towards their EHCP outcomes on the whole. The success range being 80% at its lowest (KS5). This is unusual. Key Stage 5 usually has the highest percentage of outcomes being met but this was affected by one student out of a small cohort being unable to make progress due to an unavoidable health condition.

It is pleasing to note that the percentage of outcomes met at the end of KS 1 is at the highest it has ever been since we started carrying out the analysis 3 years ago. This seems to be in part due to collaborative and improved outcome setting early in children's school journey.

As a school we consider excellent progress to be made if over 80% of outcomes are achieved at the end of key stage. Individual cases are considered via termly Pupil Progress meetings and specific support identified where concerns relating to progress exist.